

# Mini monorail

You can make and operate...

## Machines

### WHAT YOU NEED

small cardboard cartons

metallic paint



paintbrush

scissors


beads, buttons, sequins, paper shapes

shoe box

glue

wool

tracing paper




**1** Paint one of the cartons with metallic paint and cover one with foil.




**2** Cut windows out of the side, front and back. Stick the tracing paper inside for windows.

**3**

Decorate with sequins, beads, buttons or paper shapes.




**4** To make the wheels, glue 3 sequins to each side of the top of the box. Make 2 small tabs from card and glue them on top of the box.



... a miniature monorail system

**5** Thread 2 lengths of wool through the tabs on your car. Poke the ends through the shoe box to make the monorail station. Paint.



Ask an adult to run long pieces of thin wire across your room to make the rails for your monorail carriages. Attach the ends of the wire to hooks screwed into walls, the ceiling, high shelves or tall furniture.